



Spare parts for:
Ice makers



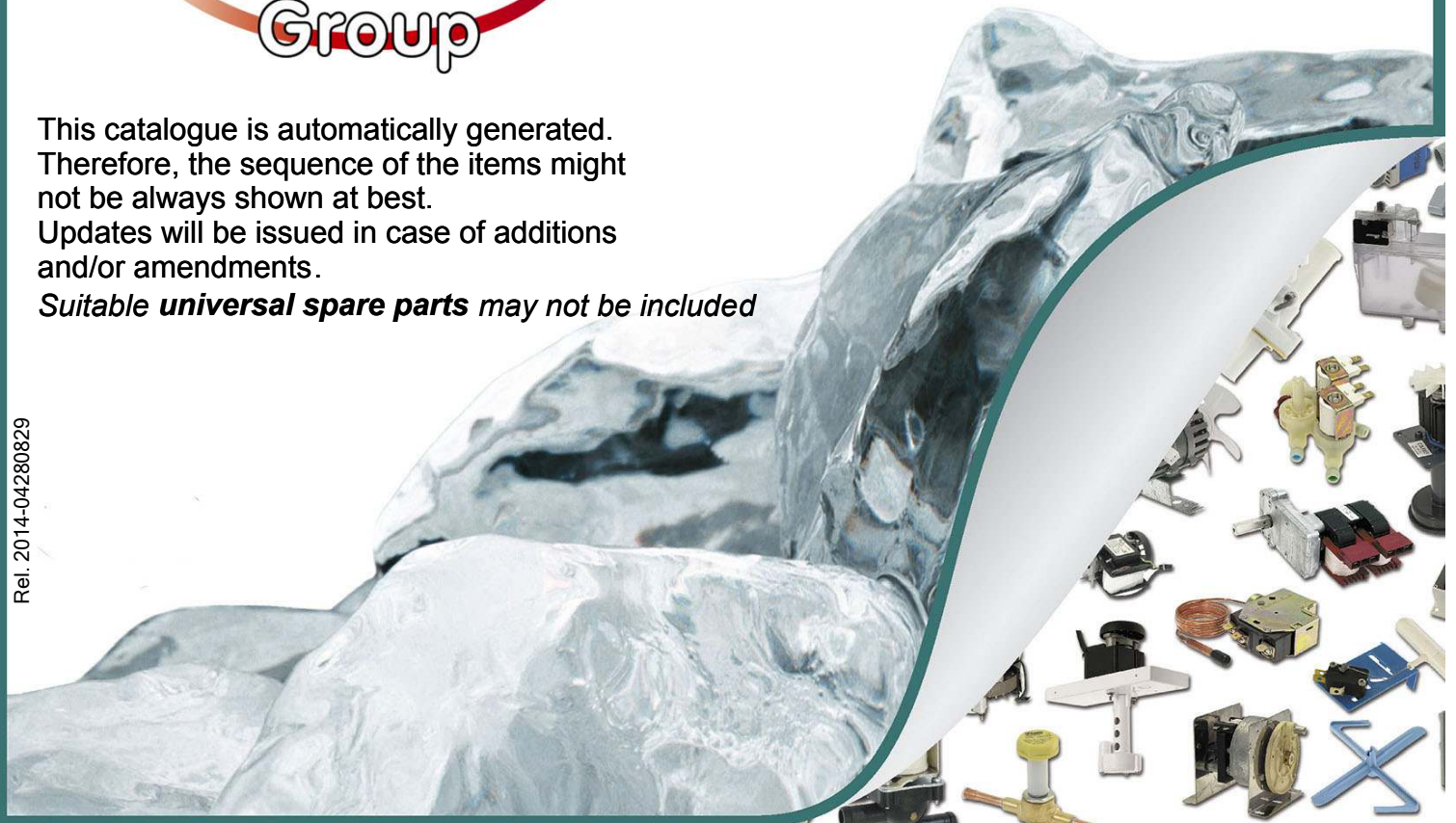
Suitable for:

NTF



This catalogue is automatically generated.
Therefore, the sequence of the items might
not be always shown at best.
Updates will be issued in case of additions
and/or amendments.
Suitable universal spare parts may not be included

Rel. 2014-04280829





Suitable for:

NTF



Suitable for:

Bearings

9063012 BEARING 6004 DDU NSK
external \varnothing 42mm - internal \varnothing 20mm - thickness 12mm



NTF N20045

3063017 BEARING 6203 DDU NSK
external \varnothing 40mm - internal \varnothing 17mm - thickness 12mm



NTF N20433

3063121 BEARING 6203 2RSH SKF
external \varnothing 40mm - internal \varnothing 17mm - thickness 12mm



NTF N20433

9063001 BEARING 6206 DDU NSK
external \varnothing 62mm - internal \varnothing 30mm - thickness 16mm



NTF N20113

Contactors

3446214 CONTACTOR LOVATO BG09T4A
4KW 400V 9A - 4 normally open contacts
coil 230V 50/60Hz



NTF N23594

Curtains

3443411 SINGLE CURTAIN 23x80 mm
for all models
for Icemaker (BREMA)



NTF N10005



Suitable for:

NTF



Suitable for:

Drain assembly

3316059 DRAIN ASSEMBLY \varnothing 1" FOR OVERFLOW PIPE

connection \varnothing 1"
drain \varnothing 25 mm
for overflow pipe \varnothing 22 mm



NTF N10007

NTF N10007/A

Drain plugs

3448203 OVERFLOW PIPE \varnothing 20x88 mm

complete with o-ring
for Icemaker (BREMA) CB1295 - CB1565 - CB316
CB416 - CB640 - CB840 - CB955 - C150 - C300
C80 - DSS42



NTF N10133

NTF N10133+N20233

3448200 OVERFLOW PIPE \varnothing 25/18 x 150 mm

in rubber
for Icemaker (BREMA) CB184 - CB246 - CB249
FRESH MAKER - IC18



NTF N13028

Drip trays for ice makers

3006008 TRAY ASSEMBLY 180x305 mm



NTF NC10491

NTF NRC10491

Electronic boxes

3054036 ROTATION SENSOR CONTROL BOX



NTF N23633



Suitable for:

NTF



Suitable for:

Fans for motors

3240964 SUCTION BLADE \varnothing 250 mm 28°



NTF N20031

3240965 SUCTION BLADE \varnothing 300 mm 28°



NTF N20407

Filters

3160102 COMPLETE PUMP INLET FILTER
hose-end connections \varnothing 18 mm
for Icemaker (BREMA) CB184 - IC18 - VM500



NTF N10139

3160101 PUMP INLET FILTER \varnothing 27x56 mm
for all models
for Icemaker (BREMA)



NTF N20005

Fittings

3349252 COMPLETE DRAIN FITTING
for Icemaker (BREMA) - Series CB



NTF NC10006

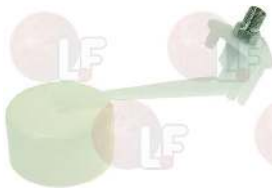
3526023 VALVE INTERNAL MECHANISM



NTF N14005

Floats

3527015 FLOATING VALVE



NTF N10188

Gearmotors

3340057 GEARMOTOR FIBER GDA5J0AABEA
230V 50Hz
for Icemaker (EUROFRED) GD78



NTF N23341



Suitable for:

NTF




Suitable for:

Gearmotors

3240342 GEARMOTOR FIBER GDF5J0AFZAY

230V 50Hz
cycle 3.6 minutes
ex G15550AFZAY
for Icemaker (BREMA)
for Icemaker (SOTAL) P55



NTF N23195

3240522 GEARMOTOR SUPPORTING SPRING

for Icemaker (BREMA) IF26 - IF29 - IF30 - IF55
IF75



NTF N20232

3240341 GEARMOTOR FIBER G025J0CAFBW

230V 50Hz 40rpm
cycle 1.5 seconds
for Icemaker (BREMA) IF26 - IF29 - IF30 - IF55



NTF N23194

3240343 RETAINING SPRING FOR GEARMOTOR

for all models
for Icemaker (BREMA)



NTF N20228

Level tanks

3527010 DOUBLE MICROSWITCH TRAY



NTF N10145

3527109 TANK WITH DOUBLE MICROSWITCH

with connecting pipes
for Icemaker (BREMA) CG902 - FB802



NTF NC10164

NTF NC10164GB

3527110 TANK WITH DOUBLE MICROSWITCH

for Icemaker (BREMA) F230 - F430



NTF NC10201



Suitable for:

NTF



Suitable for:

Microswitches

- 3240331 COMPLETE MICRO REED SWITCH**
complete with float
for Icemaker (BREMA) IF26 - IF29 - IF30 - IF55
IF75
for Icemaker (SOTAL) P55A



NTF NC26562

- 3240332 MICROSWITCH 16A 250V**
for Icemaker (BREMA) IF26 - IF29 - IF30 - IF55
IF75
for Icemaker (SOTAL) P55A



NTF N23372

- 3240333 MICROSWITCH 16A 250V**
normally closed contact
for Icemaker (BREMA) IF26 - IF29 - IF30 - IF55
IF75



NTF N23196

Motors

- 3240490 MOTOR ELCO 45W 3FBT 50-40/15**
230V 50/60Hz 1300rpm 120W Input
with capacitor 2 μ F
for bracket fastening 4 screws M4
distance 31 mm
shaft length 22 mm
for Icemaker (BREMA) CB1565 - C150 - C300 - G250
G500 - VM350 - VM500 - VM900



NTF N23121

Nozzles for ice makers

- 3390093 COMPLETE SPRINKLER**
for Icemaker (BREMA) CB316 - CB416 - CB425
for Icemaker (RANCILIO) ICEBOX45



NTF NC20029

- 3390094 COMPLETE SPRINKLER**
for Icemaker (BREMA) CB640 - CB840 - CB955



NTF NC20058



Suitable for:

Suitable for:

3390553 SPRAY NOZZLE M10x1
for all models
for Icemaker (BREMA)



NTF ND20002

OR and ORM gaskets

3243389 O-RING 03162 EPDM



NTF N20429

3186284 O-RING 03218 EPDM



NTF N20655

1186990 OR-GASKET 04137 RED SILICONE



NTF N20689

1186796 RED SILICONE O-RING 03087



NTF N20688

Paddle shafts for ice makers

3005012 FIVE-PADDLE SHAFT 570 mm
for Icemaker (BREMA) IF75



NTF N20389

3005011 THREE-PADDLE SHAFT 360 mm
for Icemaker (BREMA) IF30 - IF35



NTF N20221

Pressure switches

3320129 PRESSURE SWITCH HTB-X114
for high pressure 16 bar
capillary 1000 mm



NTF N23175

3320201 SAFETY PRESSURE SWITCH FTB-3UC37
OFF pressure 30 bar
with manual insertion



NTF N23342



Suitable for:

NTF



Suitable for:

3320202 WATER LEVEL PRESSURE SWITCH
for Icemaker (BREMA) - Series IMF



NTF NC23809

Pumps

3122207 ELECTROPUMP REBO NR40
55W 230V 50Hz 0,4A cl.B
for Icemaker (BREMA) CB184A - CB184W - FRESHMAKER
IC18A - L20



NTF NC23056

NTF NC23076

3122280 ELECTROPUMP REBO NR40
55W 230V 50Hz 0,4A cl.B
for Icemaker (BREMA) IC24A - IC30A



NTF NC23254

3122379 ELECTROPUMP FIR 4240.2300
120W 230V 50/60Hz 0,6A cl.F
connections \varnothing 22 mm
for Icemaker (BREMA)
CB249 - CB316 - CB425 - CB640 - CB840 - C150
for Icemaker (RANCILIO)
IBS65-40
for Icemaker (BREMA) CB425



NTF NC23377
NTF N23462

NTF NC23462

NTF N23377

3122281 ELECTROPUMP REBO NR 63/35
120W 230V 50/60Hz 0,6A cl.F
connections \varnothing 29 e 26 mm
with insulating cover
for Icemaker (BREMA) CB246 - CB249 - CB316 - CB416
CB425 - CB640 - CB840 - CB955 - C80 - DSS42
ICEWATER45



NTF NC23002

3122283 ELECTROPUMP REBO NR 63/45
150W 230V 50/60Hz 0,7A cl.F
connections \varnothing 29 e 26 mm
with insulating cover
for Icemaker (BREMA) CB1260 - CB1265 - CB1560
CB1565 - C150 - C300



NTF NC23068

NTF N23068

3122415 ELECTROPUMP REBO NR40
55W 230V 50Hz 0,4A cl.B
for Icemaker (BREMA) CB184 - IC18 - IC24 - IC30
VM350 - VM500



NTF N23073

Sensors

3390291 ROTATION SENSOR PROBE



NTF NR23676

NTF N23676

Sleeves

3450093 PUMP OUTLET PIPE
 rubber pipe
 internal \varnothing 25 and 17 mm
 length 640 mm
 for Icemaker (BREMA) CB640 - CB840



NTF N13016

3450096 SPRAY NOZZLE FEEDING PIPE
 rubber pipe
 internal \varnothing 17 mm
 length 70 mm
 for Icemaker (BREMA) CB246 - CB965



NTF N13005

Solenoid valves

3120910 CASTEL COIL 230V HM2
 50/60 Hz
 for Icemaker (BREMA) CB425



NTF N23091

3120912 SOLENOID VALVE 1028/2 \varnothing 1/4"-6 mm
 direct action NC



NTF N20410

3120191 SOLENOID VALVE 220/240V 50/60Hz
 solenoid valve 90°
 inlet \varnothing 3/4" - 2 outlets \varnothing 12 mm
 with flowrate adjuster 2.5 L/h
 max temperature 90°C
 for Icemaker (BREMA) CB1265 - C300



NTF N23157

3120197 SOLENOID VALVE 220/240V 50/60Hz
 solenoid valve 90°
 inlet \varnothing 3/4" - outlet \varnothing 10.5 mm
 with flowrate adjuster 0.8 L/min
 for Icemaker (KASTEL) CP21/5 - CP22/5 - CP25/6
 CP28/7 - CP30/10 - KP21/5 - KP25/6 - KP25/9
 KP35/15



NTF N23115



Suitable for:

Suitable for:

3120404 SOLENOID VALVE 230V \varnothing 10.5 mm
 solenoid valve 90° - 230V 50/60Hz - max 90°C
 3/4" inlet - 1 outlet \varnothing 10.5 mm
 for Icemaker (BREMA) VM900

3120957 SOLENOID VALVE 339 220/240V 50/60Hz
 solenoid valve 90°
 inlet \varnothing 3/4"
 outlet \varnothing 12 mm with flow regulator 2.5 l/min
 max. temperature 90°C
 for AIR COOLING VERSION
 for Icemaker (BREMA) IF30 - IF55 - IF75



NTF N23623 NTF N23641 NTF N23787 NTF NC23220 NTF N23108 NTF N23220
 NTF N23819

3120962 SOLENOID VALVE 339 220/240V 50/60Hz
 solenoid valve 90°
 inlet \varnothing 3/4"
 dual outlet \varnothing 12 mm
 with flow regulators 1.2 l/h
 max. temperature 90°C
 for Icemaker (BREMA) CB425 - CB640 - CB840 - CB955
 C80 - DSS42 - IF26 - IF29

3120954 SOLENOID VALVE 339 220/240V 50Hz
 solenoid valve 90°
 inlet \varnothing 3/4"
 2 outlets \varnothing 10 mm
 with flow regulators 0.8 l/min.
 max. temperature 90°C
 coil 220/240V 50/60Hz



NTF NC23501 NTF NC23502 NTF NC23507 NTF N23116
 NTF N23010 NTF N23502

3120956 SOLENOID VALVE 339 220/240V 50Hz
 solenoid valve 90°
 inlet \varnothing 3/4"
 outlet \varnothing 12 mm
 with flow regulator 0.5 l/h
 max. temperature 90°C
 for Icemaker (BREMA) CB184
 for Icemaker (WHIRLPOOL) K20

3120953 SOLENOID VALVE 90° 220/240V 50/60Hz
 inlet \varnothing 3/4" - outlet \varnothing 10.5 mm
 with flow rate adjuster 1.2 l/min
 temperature max 90°C.
 for Icemaker (BREMA)
 CB245 - CB640 - CB840 - CB955 - C80 - DSS42 - IC18
 IC24 - IC30 - IF26 - IF29
 for Icemaker (BREMA) CB425



NTF N23497 NTF N23001

3120961 SOLENOID VALVE 90° 220/240V 50/60Hz
 inlet \varnothing 3/4" - 2 outlets \varnothing 10.5 mm
 with flow rate adjuster 0.8 l/min
 temperature max 90°C.
 for Icemaker (BREMA) CB184



NTF N23498



Suitable for:

NTF

Suitable for:



Springs

3240491 DRIP TRAY RELIEF SPRING
for Icemaker (BREMA) IF55 - IF75
for Icemaker (SOTAL) P55



NTF N20282

3240522 GEARMOTOR SUPPORTING SPRING
for Icemaker (BREMA) IF26 - IF29 - IF30 - IF55
IF75



NTF N20232

3240343 RETAINING SPRING FOR GEARMOTOR
for all models
for Icemaker (BREMA)



NTF N20228

Switches

3319012 GREEN BIPOLAR SWITCH 16A 250V
16(4)A 250V
with indicator light and switch cover
screen printing 0 - I
max temperature 120°C
mounting hole 22x30 mm



NTF N23327

Thermostats

3444522 CONTAINER THERMOSTAT K50L3274
2 contacts 6A 250V
capillary 3000 mm
screw adjustment
for Icemaker (BREMA) C150 - C300 - C80



NTF NR23421

NTF N23421

3444843 EVAPORATOR THERMOSTAT K22 L1082
3 contacts 6A 250V
capillary 2000 mm



NTF NR23591

NTF NR23951

NTF N24727



Suitable for:

NTF



3444527 EVAPORATOR THERMOSTAT K22 L1083
 3 contacts 6A 250V
 capillary 2150 mm - screw adjustment
 for Icemaker (BREMA) VM350 - VM500 - VM900



NTF NR23597

3744125 THERMOSTAT FOR CONTAINER K50 L3121
 2 contacts 6A 250V
 capillary 1500 mm
 COLD +1.0°C - WARM +8.5°C
 with adjusting screw



NTF NR23005

3444231 THERMOSTAT FOR CONTAINER K50 L3383
 2 contacts 6A 250V
 covered capillary 1500 mm
 COLD +1.0°C - WARM +8.5°C
 with adjusting screw



NTF N23005

3444968 THERMOSTAT FOR EVAPORATOR K22 L1081
 3 contacts 6A 250V
 capillary length 2250 mm
 COLD -22°C - WARM -3°C
 with adjusting screw
 for Icemaker (KASTEL) KP160/75



NTF N23004

NTF N23591

3444967 THERMOSTAT FOR EVAPORATOR K50L3163
 2 contacts 6A 250V
 capillary length 2100 mm
 COLD -24°C - WARM -14°C
 with adjusting screw
 for Icemaker (BREMA) GB1540 - GB1555 - GB902
 G250 - G500



NTF NR23034

NTF N23034

Timers and cycle reversing switches

3322129 PROGRAMMER 11904 F1 4 CAMS 12 MINUTES
 230V 50/60Hz
 without pin
 for Icemaker (BREMA) CB1260 - CB1265 - CB1560
 CB246 - CB249 - CB316 - CB416 - CB425 - CB640
 CB840 - CB955 - C80 - ICEWATER45 - IC24 - IC30



NTF N23222

3322322 PROGRAMMER 11904 F1 4 CAMS 15 MIN.
 230V 50/60Hz
 without pin
 for Icemaker (BREMA)



NTF N23248



Suitable for:

3322246 PROGRAMMER 11904 F1 4 CAMS 15 MINUTES
110V 50/60Hz
without pin
for Icemaker (BREMA) CB1265 - CB246 - CB249
CB316 - CB416 - CB425 - CB640 - CB840 - CB955
C80 - IC24 - IC30



NTF N23259

3322217 TIMER 11904 F1 4 CAMS 10 MINUTES
230V 50/60Hz
without shaft
for Icemaker (BREMA) CB1565 - CB184 - C150 - C300
DSS42 - IC18



NTF N23247

3322331 TIMER 11904 F1 4 CAMS 8 MINUTES
230V 50/60Hz
without pin
for Icemaker (BREMA) VM500A



NTF N23635

NTF



Suitable for:

3322218 TIMER P20 4 CAMS 9 MINUTES
230V 50/60Hz
without shaft
for Icemaker (BREMA) VM500 - VM900



NTF N23539

NTF N23559

3322332 TIMER 11904 F1 4 CAMS 18 MINUTES
230V 50/60Hz
without pin
for Icemaker (BREMA) CB1265 - CB1565 - CB246
CB249 - CB316 - CB416 - CB425 - CB640 - CB840
CB955 - C150 - C300 - C80 - ICEWATER45 - IC30



NTF N23396

NTF N23780